



Product Change Notice

Title	PC/104 Standoff Change
Affected Products	All PC/104 and PC/104-Plus Stack Through Modules
PCN#	11-0001
Date	2/11/2011

Summary

WinSystems is changing the standoffs included with each PC/104 and PC/104-Plus stack through module. The current standoffs are round nylon 0.1875" diameter by 0.60" height with male/female 4/40 threads. The new standoffs are hexagonal nylon 0.25" wide by 0.60" height with male/female 4/40 threads. (See attachment for specifications.)

The new standoff kit part number is KIT-PCM-STANDOFF-4, which includes (4) nylon hex nylon standoffs, (4) 4/40 x 1/4" screws, and (4) hex nylon 4/40 nuts.

Impact

The hex standoffs provide additional thread length required for 0.078" PCB's and the shoulders ease installation in tight areas. WinSystems does not foresee any negative effects of the change.

WinSystems Products Affected

The affected products are summarized in the table below where "xx" is the variant number:

Part Number	Description
PCM-xxx	All PC/104 stack through modules
PPM-xxx	All PC/104-Plus stack through modules

Effective Date

The new standoffs will begin to ship in March 2011 and will be implemented as a running change. Depending on the product you purchase, it may be a few months before you begin to receive the new standoffs.

Recommended Action

Alert receiving and assembly personnel.

Last Time Buy Schedule

N/A

Last Time Ship Schedule

N/A

Special Considerations

Contact your WinSystems' Applications Engineer with any questions concerning this change.
Phone: 817-274-7553 or,

Jeff Childs

G.T. Hilliard

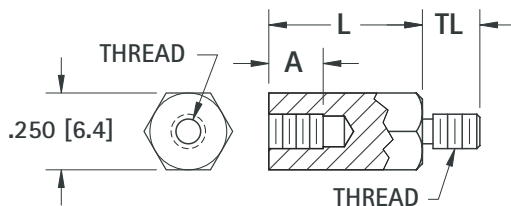
Kerry West

jeff@winsystems.com

george@winsystems.com

kerry@winsystems.com

MALE/FEMALE THREADED STANDOFFS



THREAD SIZE	TL EXTERNAL	A INTERNAL
4-40	.187 (4.7)	.250 (6.4)
6-32	.250 (6.4)	.375 (9.5)
8-32	.375 (9.5)	.375 (9.5)

Application Note:
For PC/104 applications use length .600 (15.3) 4-40 Thread

CHOICE OF:		
Stainless: ASTM A581/A582	Brass: ASTM-B16 Plating: Nickel (QQ-N-290)	Aluminum: ASTM B211 Plating: Clear Iridite (Mil-C-5541)

4-40 THREAD			
L LENGTH	STAINLESS STEEL CAT NO.	BRASS CAT NO.	ALUMINUM CAT NO.
.250 (6.4)***	8712	8713	8714
.375 (9.5)	2087	7200	8400
.500 (12.7)	2088	1944	8401
.600 (15.3)*	5799	8799	6799
.625 (15.9)	2089	1945	8402
.750 (19.1)	2090	1946	8403
.875 (22.2)	2091	7201	8404
1.000 (25.4)	2092	1947	8405
1.125 (28.6)	2093	7202	8406
1.250 (31.8)	2094	1948	8407
1.375 (34.9)	2095	1949	8408
1.500 (38.1)	2096	1950	8409
1.625 (41.3)	2097	7203	8410
1.750 (44.5)	2098	7205	8411
2.000 (50.8)	2099	1951	8412

6-32 THREAD			
L LENGTH	STAINLESS STEEL CAT NO.	BRASS CAT NO.	ALUMINUM CAT NO.
.250 (6.4)***	8715	8716	8717
.375 (9.5)**	2119	7210	8413
.500 (12.7)	2120	1952	8414
.625 (15.9)	2121	1953	8415
.750 (19.1)	2122	1954	8416
.875 (22.2)	2123	7211	8417
1.000 (25.4)	2124	1644	8418
1.125 (28.6)	2125	7212	8419
1.250 (31.8)	2126	1955	8420
1.375 (34.9)	2127	1956	8421
1.500 (38.1)	2128	1645	8422
1.625 (41.3)	2129	7214	8423
1.750 (44.5)	2130	7215	8424
2.000 (50.8)	2131	1646	8425

8-32 THREAD			
L LENGTH	STAINLESS STEEL CAT NO.	BRASS CAT NO.	ALUMINUM CAT NO.
.250 (6.4)***	8731	8732	8733
.375 (9.5)**	2149	7220	8426
.500 (12.7)	2150	1957	8427
.625 (15.9)	2151	1958	8428
.750 (19.1)	2152	1959	8429
.875 (22.2)	2153	7221	8430
1.000 (25.4)	2154	1960	8431
1.125 (28.6)	2155	7222	8432
1.250 (31.8)	2156	1961	8433
1.375 (34.9)	2157	1962	8434
1.500 (38.1)	2158	1963	8435
1.625 (41.3)	2159	7224	8436
1.750 (44.5)	2160	7225	8437
2.000 (50.8)	2161	1964	8438
2.500 (63.5)	2180	1965	8439
3.000 (76.2)	2181	1966	8440

*PC/104 Standard Length
***Internal Thread .130 (3.3)/.150 (3.8) Deep

** Internal Thread .250 (6.4) Deep
*** Internal Thread .130 (3.3)/.150 (3.8) Deep

** Internal Thread .250 (6.4) Deep
*** Internal Thread .130 (3.3)/.150 (3.8) Deep

THREADED NYLON STANDOFFS

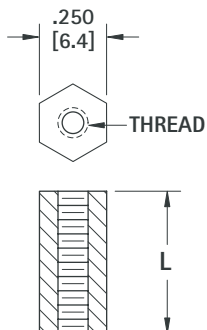
MATERIAL: Nylon 6/6

FEMALE STANDOFFS
UL RATED 94V-2



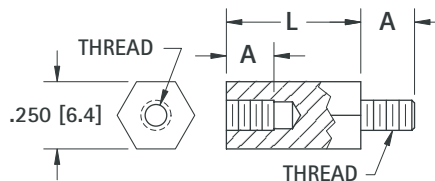
L LENGTH	THREAD SIZE		
	4-40 CAT. NO.	6-32 CAT. NO.	8-32 CAT. NO.
.250 (6.4)	1902A	1903A	1904A
.375 (9.5)	1902B	1903B	1904B
.500 (12.7)	1902C	1903C	1904C
.625 (15.8)	1902F	1903F	1904F
.750 (19.1)	1902D	1903D	1904D
.875 (22.2)	1902G	1903G	1904G
1.000 (25.4)	1902E	1903E	1904E

FLAME RETARDANT
FEMALE STANDOFFS
UL RATED 94V-0



L LENGTH	THREAD SIZE		
	4-40 CAT. NO.	6-32 CAT. NO.	8-32 CAT. NO.
.250 (6.4)	8440A	8441A	8442A
.375 (9.5)	8440B	8441B	8442B
.500 (12.7)	8440C	8441C	8442C
.625 (15.8)	8440D	8441D	8442D
.750 (19.1)	8440E	8441E	8442E
.875 (22.2)	8440F	8441F	8442F
1.000 (25.4)	8440G	8441G	8442G

MALE/FEMALE STANDOFFS
UL RATED 94V-2



L LENGTH	THREAD SIZE		
	4-40 CAT. NO.	6-32 CAT. NO.	8-32 CAT. NO.
.250 (6.4)***	4800	4814	4828
.375 (9.5)	4801	4815	4829**
.500 (12.7)	4802	4816	4830
.600 (15.3)*	4799	-	-
.625 (15.9)	4803	4817	4831
.750 (19.1)	4804	4818	4832
.875 (22.2)	4805	4819	4833
1.000 (25.4)	4806	4820	4834
1.125 (28.6)	4807	4821	4835
1.250 (31.8)	4808	4822	4836
1.375 (34.9)	4809	4823	4837
1.500 (38.1)	4810	4824	4838
1.625 (41.3)	4811	4825	4839
1.750 (44.5)	4812	4826	4840
2.000 (50.8)	4813	4827	4841

Application Note:
For PC/104 applications use CAT. NO. 4799

* PC/104 Standard Length
** Internal Thread .250 (6.4) Deep
*** Internal Thread .130 (3.3)/.150 (3.8) Deep

THREAD SIZE	A
4-40	.187 (4.7)
6-32	.250 (6.4)
8-32	.375 (9.5)

HEX MALE/FEMALE STANDOFFS